





Australian Government
Clean Energy Regulator



Safeguard Mechanism surrender walkthrough

Version 1.1 February 2026



**CLEAN
ENERGY
REGULATOR**



Contents

Safeguard Mechanism surrender walkthrough.....	3
Introduction.....	3
Overview.....	3
1. Open a Surrender Request form in Online Services.....	4
Note: User permissions	4
2. Complete the Surrender Request form in Online Services	5
Starting the form	5
Select the correct financial year	5
Facility and Contact Officer	6
ANREU Account Details	7
30% ACCUs explanation requirement	8
Nominating an applicant	9
Review request.....	10
Receipt of surrender request	11
3. Initiate surrender transaction in the Unit and Certificate Registry.....	11
Navigate to Safeguard surrender in the Unit and Certificate Registry.....	12
Begin the Surrender Transaction.....	12
Select units for surrender	13
Review selections	15
Transaction awaiting approval	16
4. Finalise the surrender in the Unit and Certificate Registry	16
Navigate to Safeguard surrender	16
Review transaction details and approve	16
Surrender transaction completed	18



Safeguard Mechanism surrender walkthrough

Introduction

This guide demonstrates how to surrender Australian carbon credit units (ACCUs) and Safeguard Mechanism credit units (SMCs) to comply with the Safeguard Mechanism. To complete the process you'll need access to the Clean Energy Regulator (CER)'s [Online Services](#)¹ portal, including the [Unit and Certificate Registry](#)².

You may also find these guidance documents useful:

- The [Safeguard Mechanism credit unit issuance and carbon unit surrender guideline](#)³ provides detailed information about the requirements and processes for Safeguard Mechanism surrenders.
- The [Safeguard Online Services user guide](#)⁴ offers general help on using Online Services.
- The [Unit and Certificate Registry guidance](#)⁵ provides general help on using the Unit and Certificate Registry system.

Overview

There are 4 steps to successfully surrendering ACCUs and/or SMCs:

1. Open a Surrender Request form in Online Services.
2. Complete the Surrender Request form in Online Services.
3. Initiate the surrender transaction in the Unit and Certificate Registry.
4. Finalise the surrender in the Unit and Certificate Registry.

You must complete all four of these steps to reduce your facility's net emissions number for the selected monitoring period.

¹ <https://cer.gov.au/online-systems#online-services>

² <https://cer.gov.au/online-systems/new-unit-and-certificate-registry>

³ https://cer.gov.au/document_page/safeguard-mechanism-credit-unit-issuance-and-carbon-unit-surrender-guideline

⁴ https://cer.gov.au/document_page/safeguard-online-services-user-guide

⁵ <https://cer.gov.au/online-systems/new-unit-and-certificate-registry/unit-and-certificate-registry-guidance>



1. Open a Surrender Request form in Online Services

The screenshot shows the Online Services dashboard. At the top, a green banner indicates a successful account switch and that the user is acting for 'Responsible Emitter Limited'. Below this, the 'Dashboard' section is visible. Under 'Forms and applications', a search bar contains the text 'surrender'. To the right of the search bar are 'Filter' and 'Sort' dropdown menus, with 'Relevance' selected under 'Sort'. Two form tiles are displayed: 'Apply for a Rec Registry account' (marked with a 'RET' tag) and 'Safeguard Carbon Units Surrender Request' (marked with a 'Safeguard' tag). The 'Safeguard Carbon Units Surrender Request' tile is highlighted with a red border. Both tiles include a brief description and a right-pointing arrow icon at the bottom right.

To begin the surrender process, log into Online Services. Make sure you are acting on behalf of the relevant responsible emitter.

On the dashboard, find the 'Safeguard Carbon Units Surrender Request' form by searching for 'surrender' in the search bar.

Select the form by clicking the arrow icon on its tile.

Note: User permissions

The Safeguard Carbon Units Surrender Request form can only be submitted by a user acting on behalf of the facility's responsible emitter. If you are acting on behalf of the responsible emitter, ensure that your Online Services user account has the 'manage facilities' permission, which allows you to prepare and edit a draft application before submission. These permissions can be managed through the 'manage user' function in Online Services.

If a draft application has already been started by another user, you can continue editing it if you have the 'view submissions list' and 'manage submissions' permissions (located in the 'form' permissions list). To continue editing a pre-existing application, locate the application within the dashboard 'submissions' table and select 'edit'. For more information on these permissions and how they are assigned, see the [accessing submissions guide](https://cer.gov.au/document_page/accessing-submissions-online-services-guide)⁶.

Guidance on updating user permissions is available in the [Safeguard Online Services User Guide](https://cer.gov.au/document_page/safeguard-online-services-user-guide)⁷.

⁶ https://cer.gov.au/document_page/accessing-submissions-online-services-guide

⁷ https://cer.gov.au/document_page/safeguard-online-services-user-guide



2. Complete the Surrender Request form in Online Services

Starting the form

The form is designed to be flexible, allowing you to save progress at any point and return later. You can also generate a PDF copy for review or printing before submission.

If you need assistance, please contact the CER's Safeguard Section via the details provided on the 'Before You Start' page. Once you have reviewed the instructions and confirmed your permissions, click the Next button at the bottom of the page to proceed.

- the name of the responsible emitter and facility
- the financial year the surrender will apply to (for a monitoring period contained within, or ending at the end of a particular financial year, that financial year should be selected).
- the ANREU account number of each account that PCUs will be surrendered from
- the number and type of PCUs that will be surrendered from each ANREU account
- if required, a written explanation from the responsible emitter of the facility for the monitoring period of why more carbon abatement was not undertaken at the facility during the monitoring period.

Who can submit

The facility's responsible emitter must submit this Safeguard carbon unit surrender request form.

An Online Services user linked to the responsible emitter with the 'manage facilities' permission can prepare and edit a draft application form before it is submitted. The 'manage facilities' permission is found in the 'NGER' permissions tab within the 'manage user' function in Online Services. For more information on how to update user permissions please see the [NGER Online Services User Guide](#).

This surrender request form can be saved at any point and continued later, and a copy of the application form can be saved as a PDF and printed at any stage.

If you need any help completing this surrender request form please contact the Safeguard Section on 1300 553 542 or cer-safeguardbaselines@cer.gov.au.

Feedback

Please note that we are currently updating our systems, including the way that participants submit applications and data to us. If you would like to provide feedback on this form and possible improvements you would like to see, we would be grateful to hear from you ([Giving feedback](#)).

Need help?

Contact us on 1300 553 542 or email CER-SafeguardBaselines@cer.gov.au.

Step 1 of 6

Print Form

Save draft

Next

Select the correct financial year

Successful account switch

You're now acting for **Registered Controlling Corporation test**

Switch

Dismiss x

[Home](#) > Safeguard Carbon Units Surrender Request

Safeguard Carbon Units Surrender Request

Use this form to initiate a Safeguard surrender for a facility

1

Before You Start

2

Financial year and monitoring period

3

Applicant and facility

4

ANREU account and surrender details

5

Authority

6

Review and submit

Financial year and monitoring period

Select financial year that the surrender will apply to

Help

This is the financial year for which the surrender will reduce the facility's net emissions number.

2024-25

Step 2 of 6

Previous

Print Form

Save draft

Next



Select the financial year the surrender applies to.

Choose the correct financial year that corresponds to the reporting and compliance obligations for your facility. The facility's net emissions number for the financial year you select will be reduced by the total amount of surrendered ACCUs and/or SMCs.

Facility and Contact Officer

Applicant and facility

Applicant * [Help](#)
Responsible Emitter Limited – ABN 12345678942

Facility * [Help](#)

Safeguard facility

Contact person *
☒ Me
☐ Someone else

The contact person is:

Contact Officer Name

Step 3 of 6

[Previous](#) [Print Form](#) [Save draft](#) [Next](#)

Provide details about the applicant and the facility associated with the surrender request. The form will display the applicant's information automatically. Confirm that these details are correct before proceeding.

Use the dropdown list to select the safeguard facility that will have its net emissions reduced by this surrender. It is important to ensure that the correct facility is chosen, as this links the surrender to the appropriate emissions obligations.

If you are unable to see your facility, contact us.

If there are no facilities available, check that the 'manage facilities' permission is selected. If it is not, ask an admin user with the 'admin – manage users' permission to add it. This permission is found in the 'NGER' permissions tab within the 'manage user' function in Online Services. Refer to the NGER Online Services user guide for detailed steps.

Identify the contact person for this application. You can choose either 'Me' if you are the person completing the form or 'Someone else' if another individual will act as the contact. When 'Me' is selected, the system will automatically populate your name in the contact details section.

Once all fields have been reviewed and completed accurately, click 'Next' to move to the next stage of the process.



ANREU Account Details

ANREU account and surrender details

ANREU account and surrender details * [Help](#)

ANREU account *

Unit amount *

Add

Surrender totals

Total carbon units surrender request amount

Pending surrender amount

Maximum recommended surrender amount

Excess emissions amount from position statement

This form must be completed by the responsible emitter, but the surrender transaction in the Unit and Certificate Registry (Step 3) can be completed by any ANREU account holder.

To surrender from an ANREU account associated with the responsible emitter, identify the Australian National Registry of Emissions Units (ANREU) account that the carbon units will be surrendered from in the dropdown list. Confirm the account name and identifier match your records before proceeding.

For surrenders from an ANREU account not associated with the responsible emitter please contact us.

Enter the unit amount to be surrendered from the selected account. This figure represents the total number of carbon units you intend to surrender from that ANREU account.

You can use the “Add” button to identify additional ANREU accounts and enter unit amounts to be surrendered from those accounts.

The ‘Surrender totals’ section will automatically calculate and display the:

- total carbon units surrender request amount – the sum of surrender amounts entered
- pending surrender amount – any units identified in surrender applications already in progress for the same facility and financial year
- maximum recommended surrender amount – this is the excess emissions amount from the position statement, minus any pending surrender amounts assuming those transactions will be completed
- excess emissions amount from position statement – the amount shown in the current position statement for the facility for the selected financial year (if available).



30% ACCUs explanation requirement

Is the total amount of ACCUs being surrendered, including any that have already * been surrendered for the monitoring period, equal to or greater than 30% of the facility's baseline emissions number for the monitoring period?

If the total amount of ACCUs being surrendered is equal to or greater than 30% of the facility's baseline emissions number for a monitoring period, the responsible emitter for the facility must provide the CER with a written explanation of why more carbon abatement was not undertaken at the facility during the monitoring period.

The CER must publish the written explanation on its website. For the 2023–24 compliance period, written explanations will be published in April 2025 along with other information relating the 2023–24 compliance period (e.g. facility's covered emissions, net emissions number, baseline emissions number and any carbon units surrendered).

- ☐ Yes
☐ No

Step 4 of 6

Previous

Print Form

Save draft

Next

Confirm whether the total amount of ACCUs being surrendered for the facility for the monitoring period (taking into account any previously surrendered units for the same monitoring period) is equal to or greater than 30% of the facility's baseline emissions number for that period.

If the amount of ACCUs meets or exceeds 30% of the baseline, the responsible emitter must provide the CER a written explanation outlining why more carbon abatement was not undertaken at the facility during the monitoring period. Without this explanation the surrender cannot be finalised.

This explanation will be published on the CER website alongside other information, such as the facility's covered emissions, net emissions number, baseline emissions number, and surrendered carbon units. See the [published explanations for the 2023–24 compliance period](#) as an example.

Review these figures carefully to ensure accuracy. Once confirmed, click 'Next' to proceed to the authority section of the form.



Nominating an applicant

Authority

Who will sign the declaration? * [Help](#)

Any user with access to this form for the responsible emitter can sign and submit this form.

☒ Me

☐ Someone else (print, sign and upload)

Declarant Details

Applicant

Responsible Emitter Limited

First name

Last name

Position *

CEO

Step 5 of 6

Previous

Print Form

Save draft

Next

Confirm who will sign the declaration and provide the declarant's details. The declaration is a formal confirmation that the information provided in the surrender request is accurate and that the responsible emitter authorises the submission.

Indicate who will sign the declaration. You can select 'Me' if you are the authorised user completing the form or choose 'Someone else' if another person will sign. If you select 'Someone else' you will need to print the form, obtain their signature, and on the next page upload the signed document before submission.

Before you submit * [Help](#)

1. Print this application for the executive officer to review and sign
2. Scan and upload the signed application

.pdf .docx .xlsx .doc .xls

Drag and drop files here to upload

Step 6 of 6

Previous

Print Form

Save draft

Submit application

Review the declarant details displayed on the form. This includes your first and last name, and your position within the organisation. Ensure that the position field accurately reflects the declarant's role, as this is a compliance requirement.


After verifying all details, click 'Next' to proceed to the final step, where you will review the entire application and submit it.



Review request

Safeguard Carbon Units Surrender Request

Use this form to initiate a Safeguard surrender for a facility



Review and submit

Check responses

QUESTION	ANSWER	ACTIONS
----------	--------	---------

The 'Review and Submit' page displays a summary of your responses for each section, including the financial year, facility details, ANREU account information, surrender amounts, and authority details.

This is your last opportunity to make corrections before submission. If any changes are required, use the 'Actions' column to return to the relevant section and update the information.

Once you are satisfied that all details are correct, scroll to the declaration section. Here, you must confirm your agreement by selecting the checkbox that states: 'By selecting this box, I make these declarations.' This confirms that you have reviewed the application and are authorised to submit it on behalf of the responsible emitter.

Responsible Emitter Limited

By

Declaration •

☐ By selecting this box, I make these declarations

Step 6 of 6

Previous

Print Form

Save draft


Submit application

After ticking the declaration box, click 'Submit application' to complete the form.



Receipt of surrender request

Your form has been received

 Form received

Thank you for applying for a Safeguard surrender.

Next steps

We will process your surrender request form within approximately 5 business days of receiving the form. If we require further information in relation to your application, we will contact the nominated contact person by email.

Once we have processed the form, we will create the requested carbon unit surrender transaction(s) in the nominated ANREU account(s). Once the transaction(s) is created, the authorised representatives for the ANREU account(s) will be notified that the surrender transaction(s) is ready to be approved in the ANREU account(s). The contact person for the responsible emitter will also be notified when the surrender form has been processed.

Once this transaction(s) is created in the nominated ANREU account(s) a user of the account(s) must then select the desired prescribed carbon units, and the authorised representatives for the ANREU account(s) must approve the transaction(s).

If you have any questions after completing this form, please call us on 1300 553 542 or email CER-safeguardbaselines@cer.gov.au.

Form submitted. Close

The CER will review and process your surrender request within approximately five business days. If additional information is required, the nominated contact person will be contacted via email.

The contact person will be notified when the surrender form has been processed.

If you have any questions after submission, you can contact the safeguard section via the phone number or email provided on the confirmation page.

This concludes the online form submission process.

3. Initiate surrender transaction in the Unit and Certificate Registry

After receiving and processing the Safeguard Carbon Units Surrender Request form, the CER will create the surrender transaction in the nominated ANREU account. At this point, the authorised representatives for the ANREU account will be notified that the transaction is ready in the Unit and Certificate Registry.

To finalise the surrender, you and/or other users authorised to act on behalf of the responsible emitter must use the Unit and Certificate Registry to:

- initiate the surrender transaction, and
- approve the surrender transaction.

Your surrender will not be finalised, and the facility's net emissions number will not be reduced, until these steps are completed in the Unit and Certificate Registry.

General information is available in our [Unit and Certificate Registry guidance](https://cer.gov.au/online-systems/new-unit-and-certificate-registry/unit-and-certificate-registry-guidance)⁸.

⁸ <https://cer.gov.au/online-systems/new-unit-and-certificate-registry/unit-and-certificate-registry-guidance>



Navigate to Safeguard surrender in the Unit and Certificate Registry

After logging into the Unit and Certificate Registry and selecting the correct trading account, go to the left-hand navigation menu and click 'Safeguard surrender'. Your new surrender should display with 'Pending' status.

Begin the Surrender Transaction

Home > Unit and Certificate Registry > AU-3478 > Safeguard surrender

AU-3478: ACME Group Trading Account

In this section

- Account holdings
- Transfer
- Voluntary cancellation
- Safeguard surrender**
- Contract delivery (17)
- Transaction log
- Authorised representatives
- Account details

« Close

Safeguard surrender

View and action surrenders for this account from the list below

Reference Number	Details	Due Date	Status	Quantity	Actions
SMS-25-SQL178660286		31 Mar 2025	Awaiting approval	6,660	View
ACS-25-OPT069910599	ACME Logistics (facility)	06 May 2025	Awaiting approval	201	View
SMS-25-OU9296200862	ACME Energy		Awaiting approval	500	View
SMS-25-WR8117130371	ACME Logistics (facility)	31 Mar 2025	Pending	4,444	View
SMS-25-775215320153		21 Jan 2025	Complete	3,300	View
SMS-25-XN3230310103	ACME Logistics (facility)	23 Jan 2025	Complete	2,500	View
SMS-25-G2K185220252	ACME Logistics (facility)	31 Mar 2025	Complete	4,440	View
SMS-25-JFZ149770297	ACME Logistics (facility)	31 Mar 2025	Complete	3,500	View
SMS-25-TN9197070270	ACME Logistics (facility)	31 Mar 2025	Complete	6,660	View
SMS-25-MPQ203150231	ACME Logistics (facility)	31 Mar 2025	Complete	2,220	View

The 'Surrender details' page provides a summary of the surrender transaction.

Home > Unit and Certificate Registry > AU-3478 > Safeguard surrender

AU-3478: ACME Group Trading Account

In this section

- Account holdings
- Transfer
- Voluntary cancellation
- Safeguard surrender**
- Contract delivery (17)
- Transaction log
- Authorised representatives
- Account details

« Close

← Safeguard surrender

Surrender details

Pending

[Begin surrender](#)

Summary

Surrender information for the purpose of reducing the net emissions number of the facility **ACME Logistics (facility)** for the **2024-25** monitoring period.

Reference number	Facility ACME Logistics (facility)
Responsible emitter	Monitoring period 2024-25
Created date 11 March 2025	Due date 31 March 2025
Completed date	Quantity required

To proceed, click the 'Begin surrender' button in the top-right corner of the page. This will take you to the next screen where you can select ACCUs and/or SMCs from your ANREU account holdings to surrender.



Select units for surrender

[Home](#) > [Unit and Certificate Registry](#) > [AU-3478](#) > [Surrender](#)

AU-3478: ACME Group Trading Account

In this section

<< Close

[Account holdings](#)

[Transfer](#)

[Voluntary cancellation](#)

[Safeguard surrender](#)

[Contract delivery](#) (17)

[Transaction log](#)

[Authorised representatives](#)

[Account details](#)

[← Surrender details](#)

Safeguard surrender units

1

Select units

2


Review selections

Surrender units for the purpose of reducing the net emissions number of **ACME Logistics (facility)** for the **2024-25** monitoring period. View the related [Surrender details \(SMS-25-WR8117130371\)](#).

Select units

Choose units to surrender from the available units below.

ACCU 28,910 SMC 20,920

<div><div> Export CSV</div></div>						<div>Select all ACCUs</div>		<div>Remove all ACCUs</div>	
Project ID	Project name	Method type	Method	Vintage	Locatic	Quantity	Quantity selected		
ERF169423	ACME Carbon Capture	Carbon Capture	Carbon Credits (Carbon Farming...	2024-25	VIC	2,819			
ERF169423	ACME Carbon Capture	Carbon Capture	Carbon Capture and Storage 2021	2025-26	VIC	600			
ERF169423	ACME Carbon Capture	Carbon Capture	Carbon Capture and Storage 2021	2025-26	VIC	361			
ERF169423	ACME Carbon Capture	Carbon Capture	Carbon Capture and Storage 2021	2025-26	VIC	1,000			

The 'Safeguard surrender units' page allows you to choose which ACCUs and/or SMCs to surrender for the selected facility and monitoring period.

Review the table and identify the number of units you want to surrender from each unit block by entering the quantity to surrender in the relevant row.

Use the buttons at the top of the table to toggle between viewing ACCUs and SMCs. You can select both ACCUs and SMCs within the same surrender transaction.

In the 'Quantity selected' column, type the amount you wish to surrender from each unit block. For example, if the required amount is 4,444 units, you might select 2,000 units from one unit block and the remainder from another. As you enter quantities, the summary at the bottom updates to show the total selected against the quantity specified by the responsible emitter in the Surrender Request form for the surrender transaction (displayed as 'Quantity required'). Continue adjusting until the total equals the 'Quantity required'.



Account details

ACCU 28,910 SMC 20,920

A. Export CSV Select all SMCs Remove all SMCs

Facility ID	Facility name	Location	Financial year	Issuance date	Serial range start	Serial range end	Quantity	Quantity selected
100599959	ACME Logistics (facility)	NSW	2023-24		382,581	383,730	1,150	
100599959	ACME Logistics (facility)	NSW	2023-24		279,299	295,018	5,800	2000
100599959	ACME Logistics (facility)	NSW	2023-24		403,917	404,330	1,014	
100225570		ACT	2023-24	18 Dec 2024	1,277,424,460	1,277,424,460	14	
100599959	ACME Logistics (facility)	NSW	2023-24		382,383	382,530	138	
100599959	ACME Logistics (facility)	WA	2023-24		1,274,799,300	1,274,799,300	300	
100599959	ACME Transport - Brisbane	QLD	2022-23		1,602,748	1,602,895	150	
100599959	ACME Logistics (facility)	VIC	2023-24		313,263	313,312	50	
100599959	ACME Logistics (facility)	VIC	2023-24		313,359	313,253	95	
100599959	ACME Logistics (facility)	NSW	2023-24		382,243	382,342	100	

1 - 10 of 60 items

Quantity required 4,444 ACCU 2,444 selected 28,910 available SMC 2,000 selected 20,920 available

Step 1 of 2 Next

The system will display an alert and will not permit surrenders which total more or less than the 'Quantity required'.

100599959	ACME Logistics (facility)	NSW	2023-24		382,243	382,342	100	
-----------	---------------------------	-----	---------	--	---------	---------	-----	--

1 - 10 of 60 items

You have selected more units than are available in the block

You cannot select more units than are required to surrender

Quantity required 4,444 ACCU 2,444 selected 28,910 available SMC 20,000 selected

Once the correct quantity of units has been selected, click 'Next'.



Review selections

In this section

<< Close

Account holdings

Transfer

Voluntary cancellation

Safeguard surrender

Contract delivery 17

Transaction log

Authorised representatives

Account details

< Surrender details

Safeguard surrender units

1

Select units

2

Review selections

The selected units are being surrendered for the purpose of reducing the net emissions number of **ACME Logistics (facility)** for the **2024-25** monitoring period. View the related [Surrender details \(SMS-25-WR8117130371\)](#).

Review Selections

Transferring account

AU-3478: ACME Group Trading Account

ACME Group Pty Ltd

Acquiring account

AU-2804: Australian carbon credit unit cancellation account (Safeguard surrender)

Commonwealth of Australia

Quantity required

4,444

Selected ACCUs

Project ID	Project name	Method type	Method	Vintage	Location	Quantity
ERF169423	ACME Carbon Capture	Carbon Capture	Carbon Credits (Carbon Farming...	2024-25	VIC	2,444

<<

>>

Total: 2,444

<<

>>

10

items per page

1 - 1 of 1 items

Selected SMCs

Facility ID	Facility name	Location	Financial year	Issuance date	Serial range start	Serial range end	Quantity
100599959	ACME Logistics (facility)	NSW	2023-24		279,219	285,018	2,000

<<

>>

Total: 2,000

<<

>>

10

items per page

1 - 1 of 1 items

Comments

Visible to both the transferring and acquiring accounts

0 / 255

Step 2 of 2

Back

Initiate surrender

The 'Review selections' page provides a summary of the surrender transaction to confirm before initiating. At the top, you can see the facility name, monitoring period, transferring account (your trading account) and acquiring account, which is the 'Australian carbon credit unit cancellation account (Safeguard surrender)'. This confirms that the units you select will be surrendered and permanently cancelled to reduce the net emissions number for the displayed facility and monitoring period.

You can add comments to other users at the bottom of the page before you initiate the surrender. This may be useful if the approver for the surrender transaction is another individual.

If all details are correct, click 'Initiate Surrender'. **This will not finalise your surrender. The surrender must now be approved.**

Selected ACCUs

Project ID	Project name	Method type	Method	Vintage	Location	Quantity
ERF169423	ACME Carbon Capture	Carbon Capture	Carbon Credits (Carbon Farming...	2024-25	VIC	2,444

<<

>>

Total: 2,444

<<

>>

10

items per page

1 - 1 of 1 items

Selected SMCs

Facility ID	Facility name	Location	Financial year	Issuance date	Serial range start	Serial range end	Quantity
100599959	ACME Logistics (facility)	NSW	2023-24		279,219	285,018	2,000

<<

>>

Total: 2,000

<<

>>

10

items per page

1 - 1 of 1 items

Comments

Visible to both the transferring and acquiring accounts

0 / 255

Step 2 of 2

Back

Initiate surrender

W: www.cer.gov.au | T: 1300 553 542 | E: enquiries@cer.gov.au

15



Transaction awaiting approval

Once you have initiated the surrender transaction, all authorised representatives for the ANREU account are notified.

The transaction status will display as 'Awaiting approval' in your Online Services account.

At this stage, the surrender is not yet complete. An authorised representative with approver permissions must log in to the Unit and Certificate Registry, review the transaction details, and finalise the approval.

4. Finalise the surrender in the Unit and Certificate Registry

Navigate to Safeguard surrender

Log into the Unit and Certificate Registry to approve the transaction. From the left-hand menu, select 'Safeguard surrender' and select the transaction. The transaction status should be listed as 'Awaiting approval'.

Review transaction details and approve

Select the 'Review surrender' button in the top right.

Home > Unit and Certificate Registry > AU-3478 > Surrender

AU-3478: ACME Group Trading Account

In this section << Close

- Account holdings
- Transfer
- Voluntary cancellation
- Safeguard surrender**
- Contract delivery (17)
- Transaction log
- Authorised representatives
- Account details

← Safeguard surrender

Surrender details

Awaiting approval

Summary

Surrender units for the purpose of reducing the net emissions number of the facility **ACME Logistics (facility)** for the 2023-24 monitoring period.

Reference number ACS-25-0PT069910599	Facility ACME Logistics (facility)
Responsible emitter	Monitoring period 2023-24
Created date 06 May 2025	Due date 06 May 2025
Completed date	Quantity required 201

Review surrender

The 'Surrender details' page confirms that the surrender is awaiting approval and provides the details of the surrender.

You can add comments to other users at the bottom of the page before approving the surrender.

If the details are correct, select the 'Approve surrender' button on the bottom right.

Selecting the 'Approve surrender' button will finalise your surrender. This will cause the net emissions number for the selected facility to be reduced for the selected monitoring period by the number of surrendered units (except if a 30% ACCU surrender explanation is required and still outstanding, in which case the net emissions number will not be reduced until that explanation is provided).



In this section

Account holdings

Transfer

Voluntary cancellation

Safeguard surrender

Contract delivery 17

Transaction log

Authorised representatives

Account details

Transaction log

Transaction details

Awaiting approval

The selected units are being surrendered for the purpose of reducing the net emissions number of **ACME Logistics (facility)** for the **2023-24** monitoring period. View the related [Surrender details \(ACS-25-0PT069910599\)](#).

Transaction ID
Pending

Transaction type
Safeguard surrender

Transferring account
AU-3478: ACME Group Trading Account
ACME Group Pty Ltd

Acquiring account
AU-2804: Australian carbon credit unit cancellation account
(Safeguard surrender)
Commonwealth of Australia

Comments

Quantity required
201

Selected ACCUs

Project ID	Project name	Method type	Method	Vintage	Location	Quantity
ERF22244	Project XYZ	Waste	Avoided emissions from...	2024-25	NSW, VIC	201

10

Items per page

Total: 201

1 - 1 of 1 items

Transaction history

Action	Date and time	Authorised representative
Initiated	17/10/2025 3:00:44 pm +11:00	Nuwan Test

Comments

Visible to both the transferring and acquiring accounts

0 / 255

Back

Cancel surrender

Approve surrender



Surrender transaction completed

In this section

<< Close

Account holdings

Transfer

Voluntary cancellation

Safeguard surrender

Contract delivery 17

Transaction log

Authorised representatives

Account details

< Transaction log

Transaction details

Completed

Transaction approved, all authorised representatives have been notified.

The selected units have been surrendered for the purpose of reducing the net emissions number of **ACME Logistics (facility)** for the **2023-24** monitoring period. View the related [Surrender details \(ACS-25-0PT069910599\)](#).

Transaction ID
206413000

Transaction type
Safeguard surrender

Transferring account
AU-3478: ACME Group Trading Account
ACME Group Pty Ltd

Acquiring account
AU-2804: Australian carbon credit unit cancellation account (Safeguard surrender)
Commonwealth of Australia

Comments

Quantity required
201

Selected ACCUs

Project ID	Project name	Method type	Method	Vintage	Location	Quantity
ERF22244	Project XYZ	Waste	Avoided emissions from...	2024-25	NSW, VIC	201

Once a surrender transaction is complete:

- A record of the completed transaction will be available in the ANREU account.
- The responsible emitter for the facility will be able to view the draft and completed surrender transactions on the facility's carbon units page in Online Services.
- A new position statement will be available in the responsible emitter's Online Services account within 5 business days.
- An email will be sent to the contact person for the responsible emitter when the new position statement is available.

W: www.cer.gov.au | T: 1300 553 542 | E: enquiries@cer.gov.au

18