



# 2023 December quarter market outcomes and tracking against estimates

## Market outcomes

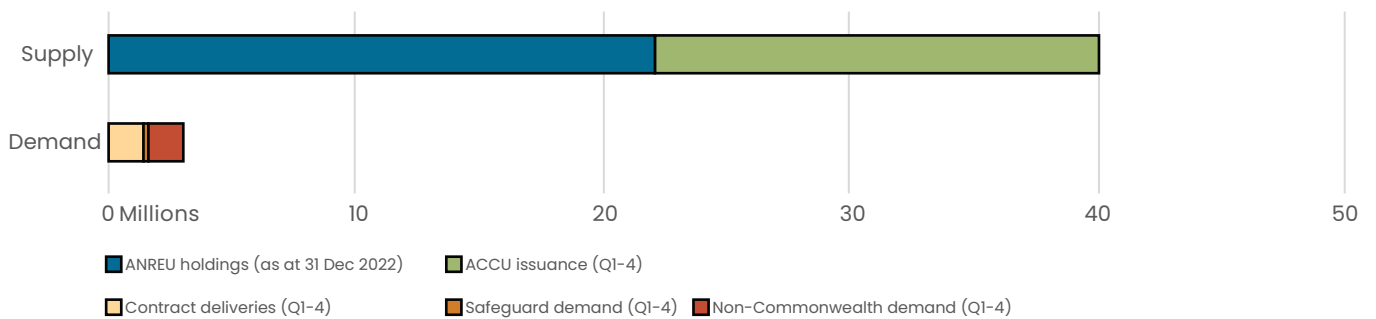
	2023 results	Year on year change	2023 estimate	2023 estimate outcome
ACCUs issued	17.2 mill	▼ 3%	18 mill	▼
Renewable capacity approved - LRET	2.2 GW	▼ 11%	2.5 GW	▼
Renewable capacity installed - SRES	3.1 GW	▲ 10%	3 GW	▲

## Voluntary and state and territory demand

	2023 results	Year on year change	2023 estimate	2023 estimate outcome
ACCU cancellations	1.7 mill	▲ 17%	1 mill	▲
LGC cancellations	8.7 mill	▲ 19%	8 mill	▲

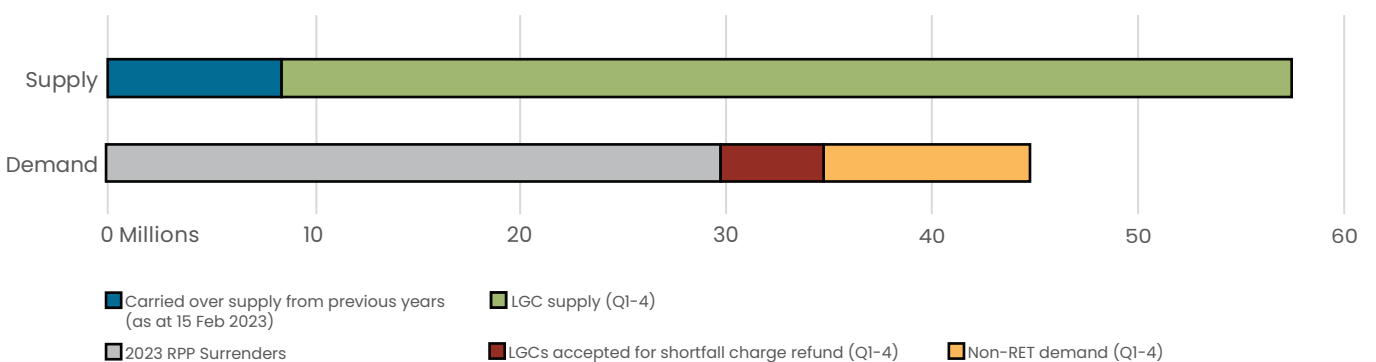
## Tracking market dynamics

### 2023 ACCU market<sup>^</sup>

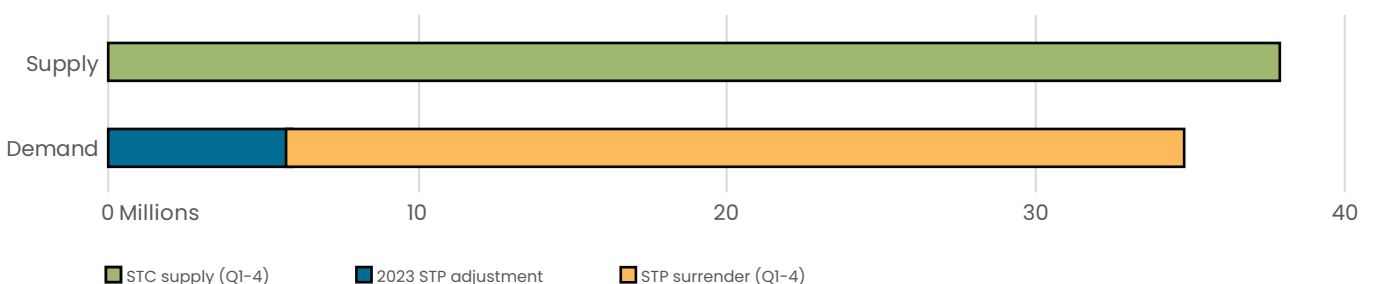


<sup>^</sup> At the end of Q4 2023, the cost containment reserve held 1.7 million ACCUs

### 2023 LGC market



### 2023 STC market



#### LIST OF ACRONYMS

<b>ACCU</b>	AUSTRALIAN CARBON CREDIT UNIT	<b>RET</b>	RENEWABLE ENERGY TARGET
<b>ANREU</b>	AUSTRALIAN NATIONAL REGISTRY OF EMISSIONS UNITS	<b>RPP</b>	RENEWABLE POWER PERCENTAGE
<b>GW</b>	GIGAWATTS	<b>SRES</b>	SMALL-SCALE RENEWABLE ENERGY SCHEME
<b>LGC</b>	LARGE-SCALE GENERATION CERTIFICATE	<b>STC</b>	SMALL-SCALE TECHNOLOGY CERTIFICATE
<b>LRET</b>	LARGE-SCALE RENEWABLE ENERGY TARGET	<b>STP</b>	SMALL-SCALE TECHNOLOGY PERCENTAGE
<b>mill</b>	MILLION		