Australian Government
Clean Energy Regulator

2026 September quarter market outcomes and tracking against estimates

Market outcomes

	2026 year to date	Year on year change	2026 estimate
ACCUs issued	19.1 mil	▲ 28%	22 - 26 mil
Renewable capacity approved - LRET	2.1 GW	▼ 23%	2.6 - 3.4 GW
Renewable capacity installed - SRES	2.8 GW	▲ 45%	3 - 3.7 GW

Voluntary and state and territory demand

	2026 year to date	Year on year change	2026 estimate
ACCU cancellations*	0.7 mil	▼ 15%	0.8 - 1.5 mil
LGC cancellations	17.6 mil	▲ 62%	20 - 25 mil

*excludes safeguard surrenders

Tracking market dynamics

2026 ACCU and SMC market

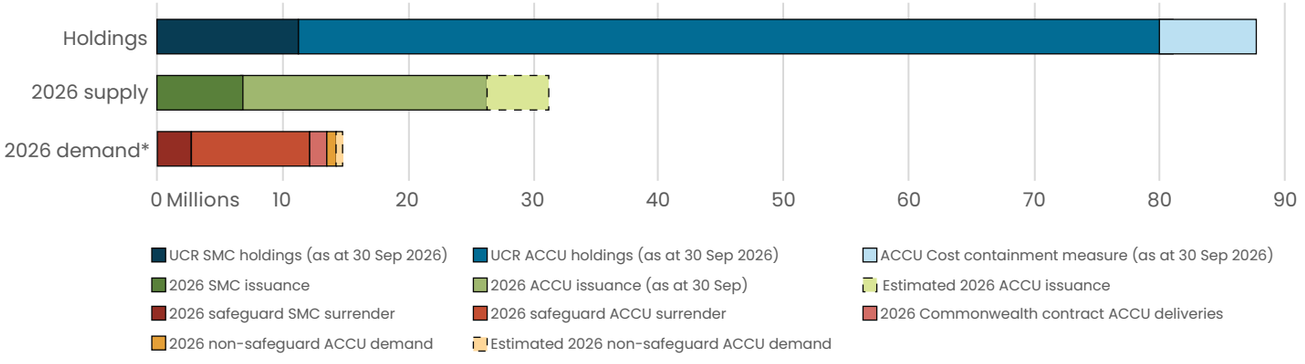

The difference between 2026 demand and 2026 issued supply is around 8 million ACCUs and 4 million SMCs.

2026 LGC market

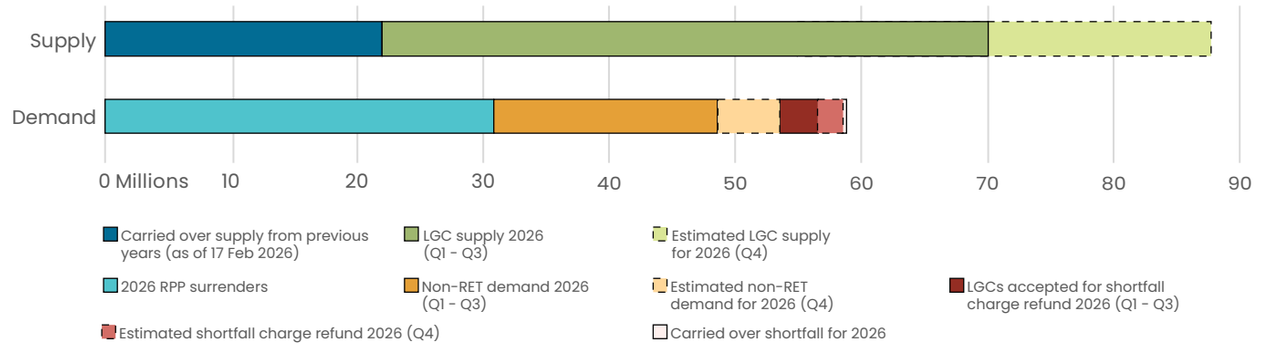

2026 STC market

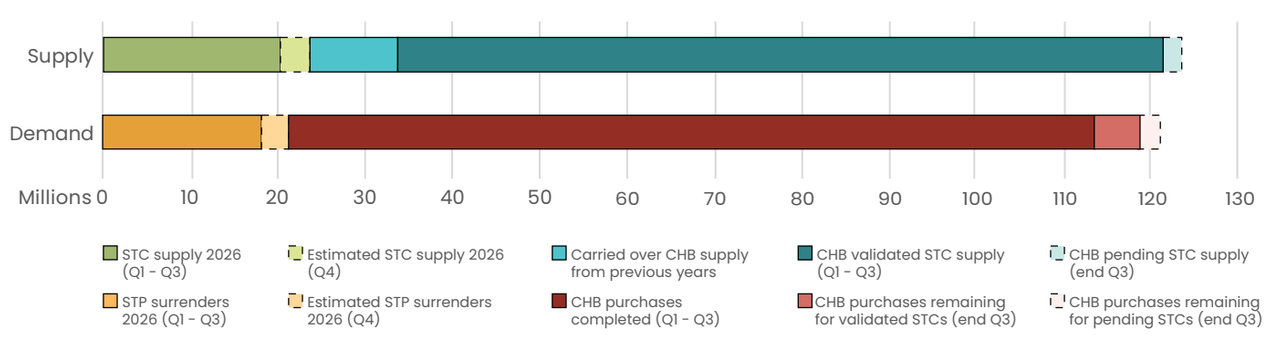

LIST OF ACRONYMS

ACCU	AUSTRALIAN CARBON CREDIT UNIT
CHB	CHEAPER HOME BATTERIES
GW	GIGAWATTS
LGC	LARGE-SCALE GENERATION CERTIFICATE
LRET	LARGE-SCALE RENEWABLE ENERGY TARGET
mil	MILLION
RET	RENEWABLE ENERGY TARGET
RPP	RENEWABLE POWER PERCENTAGE
SRES	SMALL-SCALE RENEWABLE ENERGY SCHEME
STC	SMALL-SCALE TECHNOLOGY CERTIFICATE
STP	SMALL-SCALE TECHNOLOGY PERCENTAGE
UCR	UNIT AND CERTIFICATE REGISTRY