



# 2026 March quarter market outcomes and tracking against estimates



## Market outcomes

	2026 year to date	Year on year change	2026 estimate
ACCUs issued	5.5 mil	▲ 79%	22 - 26 mil
Renewable capacity approved - LRET	1.1 GW	▲ 263%	3.5 - 4.5 GW
Renewable capacity installed - SRES	0.8 GW	▲ 21%	3 - 3.7 GW



## Voluntary and state and territory demand

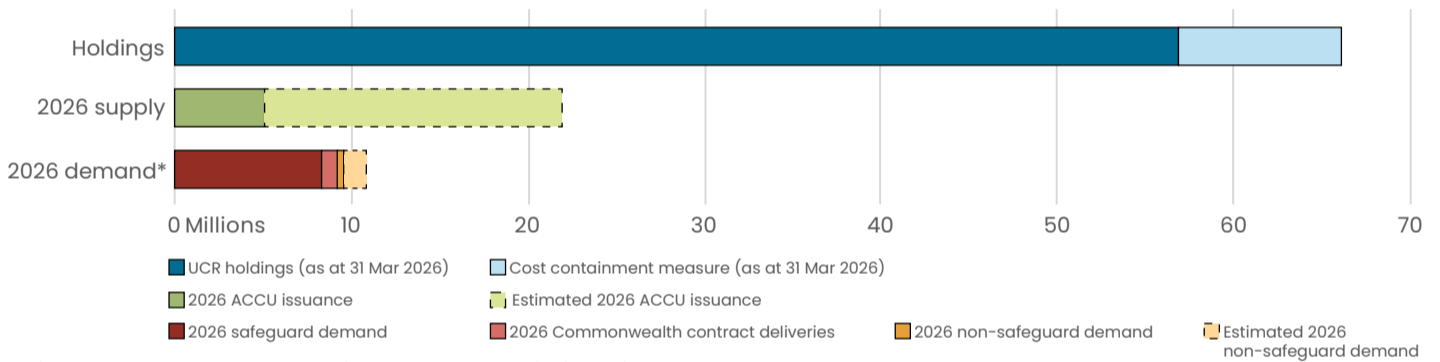
	2026 year to date	Year on year change	2026 estimate
ACCU cancellations*	0.2 mil	▲ 8%	1.3 - 1.5 mil
LGC cancellations	4.1 mil	▲ 51%	16 - 19 mil

\*excludes safeguard surrenders



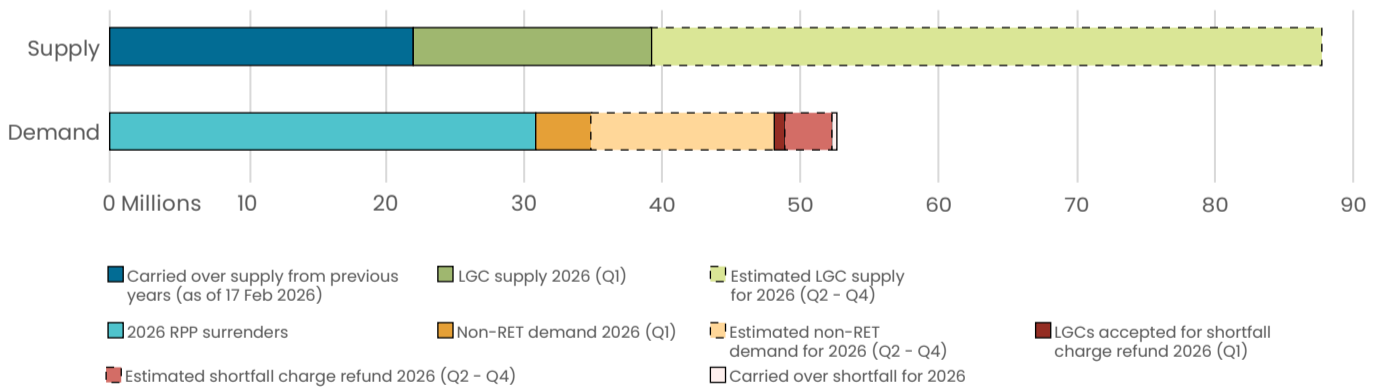
## Tracking market dynamics

### 2026 ACCU market

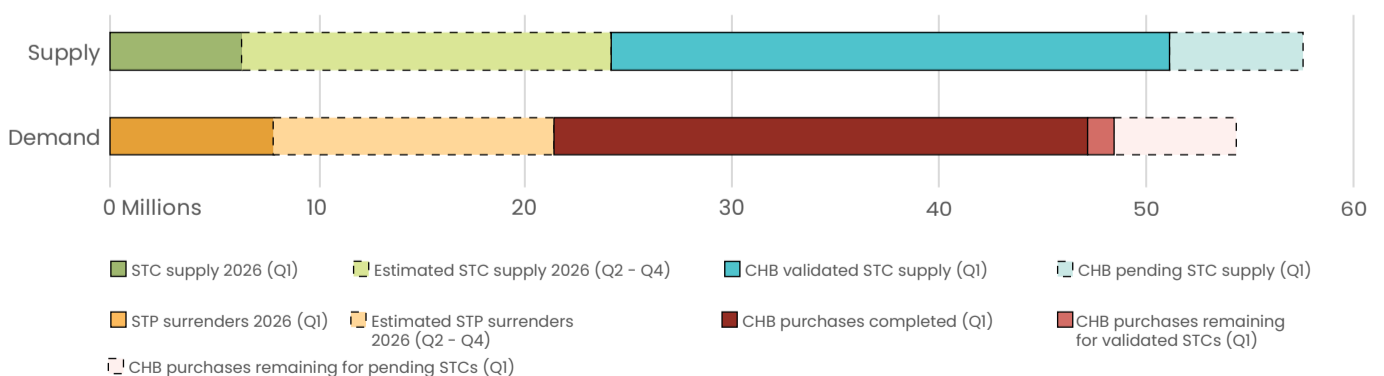


\*This demand represents ACCU cancellations, surrenders and deliveries against Commonwealth carbon abatement contracts. The difference between 2026 supply and demand is around 12 million ACCUs, which will likely be accumulated for future use, such as meeting safeguard compliance obligations.

### 2026 LGC market



### 2026 STC market



#### LIST OF ACRONYMS

<b>ACCU</b>	AUSTRALIAN CARBON CREDIT UNIT	<b>RET</b>	RENEWABLE ENERGY TARGET
<b>CHB</b>	CHEAPER HOME BATTERIES	<b>RPP</b>	RENEWABLE POWER PERCENTAGE
<b>GW</b>	GIGAWATTS	<b>SRES</b>	SMALL-SCALE RENEWABLE ENERGY SCHEME
<b>LGC</b>	LARGE-SCALE GENERATION CERTIFICATE	<b>STC</b>	SMALL-SCALE TECHNOLOGY CERTIFICATE
<b>LRET</b>	LARGE-SCALE RENEWABLE ENERGY TARGET	<b>STP</b>	SMALL-SCALE TECHNOLOGY PERCENTAGE
<b>mil</b>	MILLION	<b>UCR</b>	UNIT AND CERTIFICATE REGISTRY